


REGIONE AUTONOMA  
FRIULI VENEZIA GIULIA



## FVG-Autonomous Region

**"The FVG Region in the centre of new Europe between Innovation and Research"**

**AEBR FORUM  
VIGO, Spain  
1st and 2nd February 2009**

**Presidency of the FVG Region  
International and EU Relations Dept.  
Deputy Director: Dr Giuseppe Napoli**

REGIONE AUTONOMA  
FRIULI VENEZIA GIULIA

### JOB MARKET

INDICATORS	FVG	ITALY	EU-15	EU-25
JOB RATE (calculated on population 15-64 years) (2005)	65,9	62,5	71,0	70,1
EMPLOYMENT RATE (calculated on population 15-64 years old) (2005)	63,2	57,6	65,1	63,7
FEMALE EMPLOYMENT RATE (calculated on population 15-64 years) (2005)	54,0	45,3	57,3	56,2
UNEMPLOYMENT RATE (calculated on population over 15 years old) (2005)	4,1	7,7	8,2	9,0
FEMALE JOB RATE (calculated on population 15-64 years) (2005)	57,0	50,4	63,1	62,5
YOUTH UNEMPLOYMENT RATE (people searching for a job in the age of 15-24 years old) (2005)	10,5	24,0	16,9	18,7
MALE UNEMPLOYMENT RATE (calculated on population over 15 years old) (2005)	3,2	6,2	7,6	8,3
FEMALE UNEMPLOYMENT RATE (calculated on population over 15 years old) (2005)	5,3	10,1	9,1	9,9

REGIONE AUTONOMA  
FRIULI VENEZIA GIULIA

### LISBON STRATEGY - GDP PER CAPITA

	2000	2001	2002	2003	2004	2005	AVERAGE % VARIATION IN THE PERIOD OF 2000-2005
EU-27	18.996	19.727	20.415	20.672	21.601	22.400	3,4
EU-15	21.890	22.666	23.326	23.506	24.441	25.246	2,9
Italia*	22.253	23.293	22.902	22.944	23.075	23.474	1,1
<b>FVG*</b>	<b>24.851</b>	<b>26.148</b>	<b>25.657</b>	<b>25.299</b>	<b>25.340</b>	<b>26.357</b>	<b>1,2</b>
Veneto*	26.671	27.542	26.608	26.993	27.369	27.691	0,8
Trento*	27.327	28.257	27.488	27.372	27.244	27.482	0,1
Bolzano*	30.130	29.998	28.961	29.218	30.174	30.613	0,3
Kärnten	21.064	20.874	21.744	22.261	23.486	24.557	3,1
Slovenija	14.969	15.554	16.565	17.014	18.425	19.462	5,4
OTHER REGIONS :							
Liguria*	22.476	23.891	23.114	23.405	23.517	24.107	1,4
Lombardia*	29.583	30.987	30.601	30.585	30.422	30.567	0,7
Catalunya	22.586	23.660	24.941	25.199	26.150	27.346	3,9

REGIONE AUTONOMA  
FRIULI VENEZIA GIULIA

### LISBON STRATEGY - INCOME PER CAPITA

	2000	2001	2002	2003	2004	2005	AVERAGE % VARIATION IN THE PERIOD OF 2000-2005
EU-27	n.d.	n.d.	n.d.	n.d.	n.d.	n.d.	-
EU-15	n.d.	n.d.	n.d.	n.d.	n.d.	n.d.	-
Italia	12.938	13.281	13.287	13.481	13.725	n.d.	1,5
<b>FVG</b>	<b>14.273</b>	<b>14.636</b>	<b>14.972</b>	<b>15.400</b>	<b>15.740</b>	<b>n.d.</b>	<b>2,5</b>
Veneto	13.963	14.362	14.216	14.341	14.560	n.d.	1,1
Trento	15.358	15.804	15.615	15.395	15.293	n.d.	-0,1
Bolzano	16.536	16.831	16.643	16.438	17.077	n.d.	0,8
Kärnten	14.585	14.531	14.924	15.526	16.069	17.065	2,5
Slovenija	8.808	9.264	9.802	9.813	10.385	10.951	4,2
OTHER REGIONS:							
Liguria	14.592	15.249	15.124	15.556	15.897	n.d.	2,2
Lombardia	15.747	16.198	16.277	16.451	16.648	n.d.	1,4
Catalunya	13.260	13.758	14.467	14.564	14.866	15.467	2,9

REGIONE AUTONOMA  
FRIULI VENEZIA GIULIA

### PRODUCTIVE SYSTEM

Among all the Italian regions, FVG is the one that extends toward other countries the most, neighbouring with Slovenia to the East and with Austria to the North

FVG represents today a specific opportunity as it is a strategic link between East and West and between South and North of Europe.

GDP is 24,822.5 millions of Euro in 2004 equal to 2,37 % of Italian GDP

The FVG region is one among the top industrialized regions of the country.

REGIONE AUTONOMA  
FRIULI VENEZIA GIULIA

### THE ENTERPRENEURIAL SYSTEM

The production sectors are agriculture, forestry, fishery, building, together with woods, mechanics, metals, non metalliferous metals and food that represent the traditional industrial sector in the region.

Is mainly composed of small and medium businesses with 102,107 units

**INDUSTRIAL DISTRICTS**

Thanks to the Regional Law 27/99 the RA FVG has set up 4 industrial districts on its territory :

The Chair industry district in the municipalities of Manzano, San Giovanni and Corno di Rosazzo;	The Furniture industry district in Pordenone
The Food industry district in the San Daniele	The Knife industry district in the piedmont area of Pordenone (50% of the national production)

**10 industrial areas are managed by "consortiums" :**

- 3 in the province of Pordenone
- 4 in the province of Udine
- 2 in the province of Gorizia, including the area of Monfalcone (shipyard industry)
- 1 in Trieste

**RESEARCH AND DEVELOPMENT**

"The Regional Technological Parks"

The Science Park Area of Trieste – combines research and businesses involving the main universities as well as national and international scientific institutions	The Scientific and Technological Park of Udine – promotes the collaboration between universities and the Friulan production system as far as the transfer of technological and scientific innovations
The Technological Pole of Pordenone -provides access to scientific , entrepreneurial and cultural advice and represents the local reference for information on financial relief for research, development and innovation activities	The Technological Innovation Centre of Amaro ( Agemont ) is characterized by many innovative production units and by many research laboratories for a continuous integration with the small and medium business world .

**Technological Parks : number of enterprises**

Years/Enterprises	Agemont Amaro	Luigi Danelli Park Udine	Technological Park Pordenone	Scienze Park Trieste
2000	10	-	-	59
2005	16	11	7	82

The innovation level is evaluated by the FVG Region through the following indicators (2006)

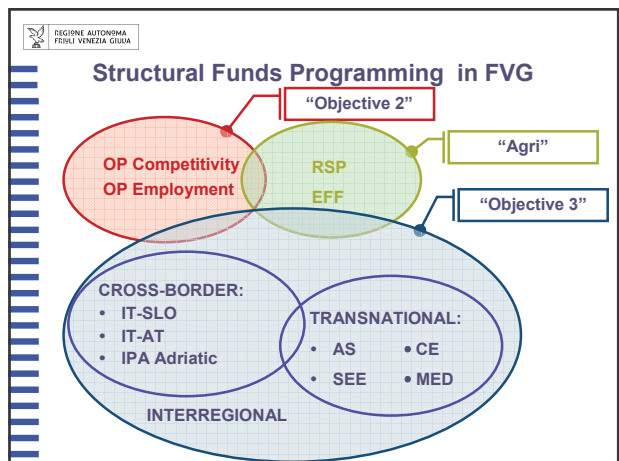
INDICATORS	ITALY	NORTH-EAST	FVG	
Employed in R&D	56	57	55	
Participants to Life-Long Learning	64	77	79	
Public expenditure in R&D (%of GDP)	82	60	90	
Private expenditure in R&D (%of GDP)	45	31	47	
Employment in the manufactory field at high technology level(%of the labour force)	109	128	127	
Employment in the high technology level services (% of the labour force)	95	76	80	
Regional National Summary Innovation Index	0,49	0,47	0,50	
Regional European Summary Innovation Index	0,42		0,42	
Revised Regional Summary Innovation Index			0,44	
	EU 25	EU15	ITALY	FVG
Summary Innovation Index	0,45	0,50	0,34	0,44

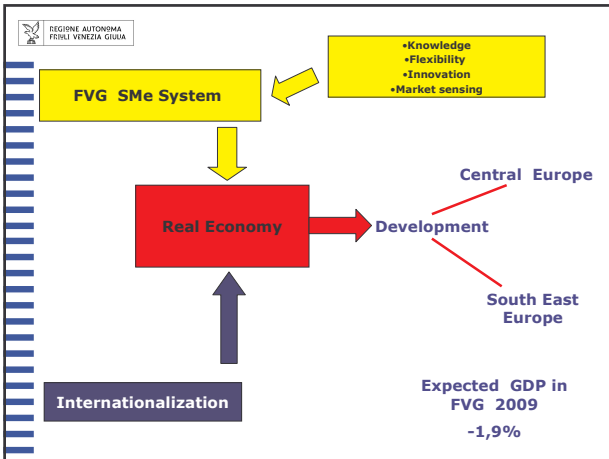
**Alps Adriatic Working Community**  
Presidency of FVG Region  
2009-2010

- 30 years of activity
- Founded by 9 Regions/Countries in 1978 : Bayern, Friuli-Venezia Giulia Region, Land Carinthia ,Croatia, Land Oberosterreich , Land Salzburg(active observer), Slovenia, Land Steiermark, Veneto Region.
- First step of European Integration
- After the 2 nd Word War was defined "the most open border of the Europe"

**Today...**

- 13 members: Baranya County, Burgenland, Friuli-Venezia Giulia Region, Land Carinthia , Croatia, Lombardia Region, Land Oberosterreich ,Slovenia, Soroty County, Vas County, Zala County , Land Steiermark, Veneto Region.
- Area of 190.423 Kilometer square
- 26 millions of people
- The Strategy of 3 rd Millennium : " Make the AAWC an active actor for the development policies in the Center and in the South-East Europe"





REGIONE AUTONOMA  
FRIULI VENEZIA GIULIA

**Thank you for your attention**

Dr. Giuseppe Napoli  
Deputy Director  
[giuseppe.napoli@regione.fvg.it](mailto:giuseppe.napoli@regione.fvg.it)  
[direttore.relint@regione.fvg.it](mailto:direttore.relint@regione.fvg.it)