



EUROPEAN TERRITORIAL CO-OPERATION AND R&D AND INNOVATION

Vigo, 2 February 2009


Laila Oestergren
Unit REGIO E1 «Territorial Cooperation »



What is territorial cooperation ?

- Co-operation between MS and/or regions based primarily on geographical features: borders, sea basins, periphery, etc
- Structural Funds support for activities which decrease the negative impacts of borders or enhances co-operation and integration among partners who share a “common space”

2




How are the strands financed ?

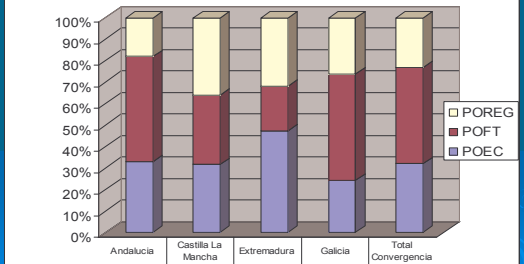
	2000-2006	2007-2013*
Cross-border cooperation	4 (69%)	5.6** (74%)
Transnational cooperation	1.4 (24%)	1.8** (21%)
Inter-regional cooperation	0.4 (7%)	0.44 (5%)
Total	5.8	7.8** <small>** Plus external coop. (0.9 billion)</small>

* Current prices

3



Proporción del Presupuesto FEDER para acciones de I+D+i en el período 2007-2013 respecto a los PO Regionales y Pluriregionales



	Andalucía	Castilla La Mancha	Extremadura	Galicia	Total Convergencia
POREG	361.778.076	143.939.389	97.758.537	213.839.142	817.315.144
POFT	976.799.027	128.437.243	63.091.978	405.591.292	1.573.919.540
POEC	658.155.638	126.510.979	145.015.126	199.865.626	1.129.547.369

4